



**CARRON**  
P H O E N I X

# DANTE





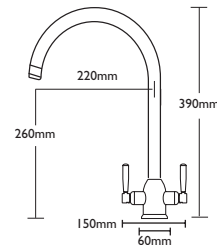
Tap Height 390mm  
Tap Base Width 60mm

Spout Height 260mm  
Spout Reach 220mm

Operation Quarter turn lever action  
Valve Ceramic  
Dual Flow Tap

Tap Flow Rating ●●●●●

Available in  
Chrome (shown)   
Brushed Nickel 



household water pressure

- 1.5 bar + - very high pressure
- 1.2 bar - high pressure
- 1 bar - medium high pressure
- 0.5 bar - standard pressure
- 0.2 bar - low pressure

requires minimum tap flow rating

- 
- 
- 
- 
- 

